



# INDOOR - OUTDOOR

SAUBERLAUF

# SAUBERLAUFZONEN


Sie lassen den Eingangsbereich gepflegt erscheinen und verhindern den Eintrag von Schmutz und Feuchtigkeit. So werden Bodenbeläge vor Verschmutzung und Verschleiß geschützt. Zudem schützen Sauberlaufzonen vor Unfällen durch Ausrutschen.



# Outdoor



▲ Outdoor 850




▲ Outdoor 150




▲ Outdoor 950




# Indoor




▲ Indoor 400




▲ Indoor 300




▲ Indoor 500




▲ Indoor 200



▲ Indoor 590




▲ Indoor 100



▲ Indoor 900



▲ Indoor 190



▲ Indoor 400

